

Iron Deficiency

AND


Iron Deficiency Anaemia

Iron is an essential element in your blood. Up to 60% of your body's iron is found in the haemoglobin of your red blood cells.¹



Without iron, many processes, such as energy production and DNA repair cannot happen.^{4, 5, 10}


Iron also helps keep your immune system healthy, allowing you to fight off infection.³



Haemoglobin carries oxygen in your blood from the lungs to the tissues.¹ It is this oxygen that is needed in your brain for concentration and in your muscles for physical energy.^{2, 5}



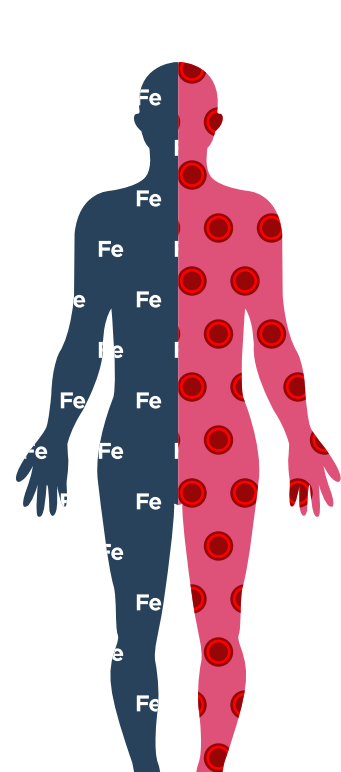
IRON helps your body to create healthy red blood cells containing haemoglobin.



These blood cells carry **OXYGEN** around your body.

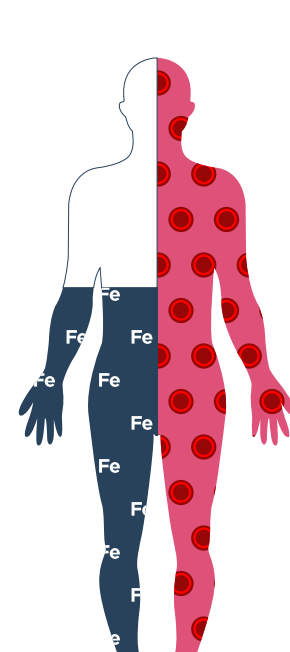


The ideal iron levels are different for everyone, depending on age and gender and health status.^{4, 6, 7}

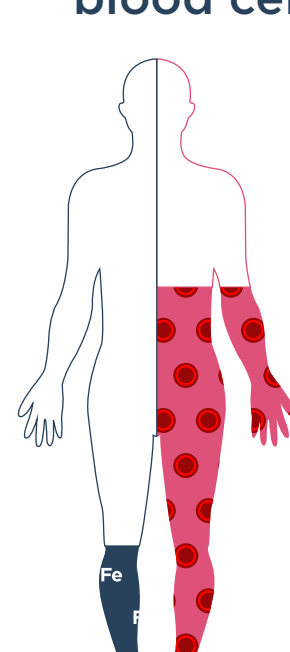


NORMALLY, THERE IS A **HEALTHY** BALANCE BETWEEN THE SUPPLY OF IRON AND WHAT THE BODY NEEDS.^{7, 8}

When the amount of iron incorporated by the body does not meet its needs, it starts to use its iron stores.



When the iron stores are exhausted, the body doesn't have enough iron to produce haemoglobin for the red blood cells.



AS THE BODY STARTS TO LACK IRON, IT PROGRESSIVELY ENTERS INTO A STAGE CALLED **IRON DEFICIENCY**. AT THIS POINT, MANY METABOLIC PATHWAYS MAY BECOME AFFECTED.^{1, 4, 9, 18, 19, 20}

IF IRON DEFICIENCY IS NOT MANAGED, IT CAN PROGRESS TO A MORE SEVERE STAGE IN WHICH THE BODY LACKS HAEMOGLOBIN. THIS IS CALLED **IRON DEFICIENCY ANAEMIA**.^{1, 4, 9, 18, 19, 20}



Reduced availability of iron partly compromises the brain and muscle functions, leading to fatigue.^{5, 12}

This effect is even more noticeable when there is not enough iron to produce haemoglobin, as the supply of oxygen to the body is reduced.^{2, 5}



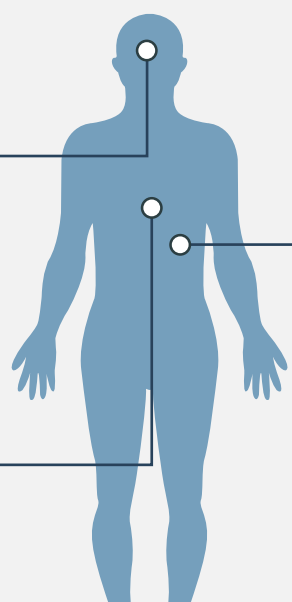
If you are not getting enough iron, for any reason, you might find yourself lacking in energy and feeling exhausted day after day.¹⁰

MENTAL FATIGUE

Feeling mentally tired, irritable, dizzy or losing concentration quickly^{11, 12}

SHORTNESS OF BREATH

Reduced physical capacity^{10, 13}



PHYSICAL FATIGUE/ EXHAUSTION

Feeling physically tired^{11, 12}

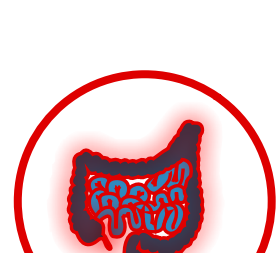
The causes of iron deficiency and iron deficiency anaemia include:^{21, 22}



BLOOD LOSS

In pre-menopausal women, menstrual blood loss is the most common cause; in men and post-menopausal women, blood loss from the gut is the most common cause.¹⁴

- MENSTRUAL BLOOD LOSS
- BLOOD LOSS FROM THE GUT
- SURGICAL PATIENTS
- KIDNEY DIALYSIS
- INFLAMMATORY BOWEL DISEASE



INFLAMMATION

People with certain long term inflammatory conditions frequently have iron deficiency and iron deficiency anaemia as the inflammation can cause iron absorption in the gut to be blocked.¹⁵

- CHRONIC KIDNEY DISEASE
- RHEUMATOID ARTHRITIS
- CHRONIC HEART FAILURE
- INFLAMMATORY BOWEL DISEASE



REDUCED ABSORPTION OF IRON (MALABSORPTION)

Those with damage to their gut have a reduced ability to uptake iron and are at risk of developing iron deficiency and iron deficiency anaemia.¹⁴

- CERTAIN MEDICATIONS
- PARTIAL OR TOTAL REMOVAL OF THE GUT
- CHRONIC HEART FAILURE
- INFLAMMATORY BOWEL DISEASE

Treating iron deficiency can improve your quality of life, including relief of fatigue and improvement of cognitive function. It can also prevent progression to the more severe condition of iron deficiency anaemia.^{12, 16, 17}



Vifor Pharma, a company of the Vifor Pharma Group, is a world leader in the discovery, development, manufacturing and marketing of pharmaceutical products for the treatment of iron deficiency. The company also offers a diversified portfolio of prescription and non-prescription medicines. Vifor Pharma's operational headquarters are in Zurich, Switzerland, and the company has an increasingly global presence and a broad network of affiliates and partners around the world. For more information about Vifor Pharma, please visit www.viforpharma.com

Takeironseriously.com is intended to provide educational information to an international audience, at the exclusion of US residents. All information contained herein is intended for educational purposes only and should not be used to replace a discussion with a healthcare professional. All decisions regarding patient care must be handled by a healthcare professional, and be made based on the unique needs of each patient.

1. Crichton, R. D., Geisser, P. Iron Therapy With Special Emphasis on the Intravenous Administration. Fourth Edition edn. (Bremen: UNI-MED, 2008). 2. Haas JD, Brownlie IV T. Iron Deficiency and Reduced Work Capacity: A Critical Review of the Research to Determine a Causal Relationship. J Nutr. 2001;131(2):676S-690S. 3. Dhur A, Galan P, Hercberg S. Iron status, immune capacity and resistance to infections. Comp Biochem Physiol. 1989;94A(1):11-19. 4. WHO Preventing and controlling iron deficiency anaemia through primary health care - A guide for health administrators and programme managers 2001. 5. Piñero D, Connor J. Iron in the Brain: An Important Contributor in Normal and Diseased States. Neuroscientist December 2000 vol. 6 no. 6:435-453 doi: 10.1177/107385840006060607. 6. National Institutes of Health - Office of Dietary Supplements Iron - Fact Sheet for Consumers: <https://ods.od.nih.gov/factsheets/iron-consumer/#2> Last accessed: 24-February-2016. 7. Hurrell R, Egli I. Iron bioavailability and dietary reference values. Am J Clin Nutr. 2010;91:1461-1467. doi:10.3945/ajcn.2010.28674F. Am. 8. Miller JL. Iron deficiency anemia, a common and curable disease. Cold Spring Harbor Perspect Med. 2013;3(7):1-13. doi:10.1101/cshperspect.a011866. 9. Okonko 2011. J Am Coll Cardiol. 2011;58(12):1241-1251. doi:10.1016/j.jacc.2011.09.040. 10. Clark SF. Iron deficiency anemia. Nutr Clin Pract. 2008 Apr-May;23(2):128-41. 11. Patterson AJ, Brown WJ, Powers JR, Roberts DCK. Iron deficiency, general health and fatigue: Results from the Australian Longitudinal Study on Women's Health Quality of Life Research 05/2000, Volume 9, Issue 5, pp 491-497. 12. Favrat B, Balck K, Breymann C, Hedenus M, Keller T, et al. Evaluation of a Single Dose of Ferric Carboxymaltose in Fatigued, Iron-Deficient Women - PREFER: A Randomized, Placebo-Controlled Study. PLoS ONE. 2014;9(4):e94217. doi:10.1371/journal.pone.0094217. 13. McDermid, JM. Lönnerdal B Iron Adv Nutr. 2012 Jul 1;3(4):532-3. doi: 10.3945/an.112.00226. 14. Goddard AT et al Guidelines for the management of iron deficiency anaemia. Gut 2011; 60:1309-1316. 15. Stein J et al, Management of iron deficiency anaemia in inflammatory bowel disease - a practical approach. Ann Gastroenterol 2012;26:1-10. 16. Evstatiev R, Marteau P, Iqbal T, et al. FERGLICOR, a randomized controlled trial on ferric carboxymaltose for iron deficiency anemia in inflammatory bowel disease. Gastroenterology. 2011;141(3):846-853.e2. doi:10.1053/j.gastro.2011.06.005. 17. Anker SD et al Ferric Carboxymaltose in Patients with Heart Failure and Iron Deficiency N Engl J Med 2009; 361:2436-2448 December 17, 2009DOI: 10.1056/NEJMoa0908355. 18. Dudley M ECCO-EFCCA Patient Guidelines on Crohn's Disease (CD) 2016 available online at: https://www.ecco-ibd.eu/images/2_Congresses_Events/2016/Discover_the_programme/MASTER_CD%20Patient%20Guidelines_29.02.16.pdf Last accessed 18. April 2016. 19. Schrier SL. Causes and diagnosis of anemia due to iron deficiency. In: UpToDate. Landaw SA (ED). UpToDate. Waltham, MA, 2012. <http://www.uptodate.com/contents/causes-and-diagnosis-of-iron-deficiency-anemia-in-the-adult> Last accessed: 18-April-2016. 20. Tussing-Humphreys et al Rethinking iron regulation and assessment in iron deficiency, anemia of chronic disease, and obesity. Hematology Am Soc Hematol Educ Program. 2012;2012:112-18. doi: 10.1182/asheducation-2015.1.8. 21. Camaschella C. Iron deficiency: new insights into diagnosis and treatment. Int J Hematol. 2012; Mar;112(3):391-400. doi: 10.1016/j.jh.2011.08.038. Epub 2012 Mar 1. 22. Camaschella C. Iron deficiency: new insights into diagnosis and management of iron deficiency anemia in the 21st century. Therap Adv Gastroenterol. 2011 May; 4(3):177-84. doi: 10.1177/1756283X11398736.